

QINGDAO JINMAOCHENG IMPORT & EXPORT CO., LTD.



JMC 金貿成
Jin Mao Cheng

Address: Room 22E, Building B, jinfu Mansion, No.22 Shandong road, Qingdao, China

Tel: 0086-532-85840236 Fax: 0086-532-85840181

Http://www.jmcmetals.com E-mail: riggings@jmcmetals.com



President
Mr. Tony Dou

Introduction

Our general manager on behalf of all our staff sincerely welcome customers both at home and abroad to our company negotiate business, we will take you to visit our factories, and we can assure you will try our best to provide the best products and service for you.

For metal hardware products, we have rich experience in exporting these products, because we have been in this line for more than ten years. we have been keeping good relations with more than 50 metal factories, drop forging, casting, stamping, welding, etc. workmanships are available, we can also produce according to customers detailed drawings or samples. We have been enjoying good reputation among our customers in different countries and regions, with our reliable quality, favorable price, prompt delivery and good service.

SCREW PIN ANCHOR SHACKLE
Forged Carbon And Alloy Steel
Quenched & Tempered
3/16"-3"



SCREW PIN CHAIN SHACKLE
Forged Carbon And Alloy Steel
Quenched & Tempered
3/16" -3"



ROUND PIN ANCHOR SHACKLE
Forged Carbon And Alloy Steel
Quenched & Tempered
3/16"-3"



ROUND PIN CHAIN SHACKLE
Forged Carbon And Alloy Steel
Quenched & Tempered
3/16"-3"



BOLT TYPE ANCHOR SHACKLE
Forged Carbon And Alloy Steel
Quenched & Tempered
3/16"-4"



BOLT TYPE CHAIN SHACKLE
Forged Carbon And Alloy Steel
Quenched & Tempered
3/16"-4"



COMMERCIAL SCREW PIN ANCHOR SHACKLE
Upset Forged Mild Steel
3/16"-2"



COMMERCIAL SCREW PIN CHAIN SHACKLE
Upset Forged Mild Steel
3/16"-2"



DIN82101 SHACKLE
Drop Forged
5mm-39mm



EUROPEAN TYPE LARGE DEE SHACKLE
Upset Forged Mild Steel
5mm-50mm



EUROPEAN TYPE LARGE BOW SHACKLE
Upset Forged Mild Steel
5mm-50mm



LARGE DEE BS3032 SHACKLE
Upset Forged Mild Steel
6mm-50mm



LARGE BOW BS3032 SHACKLE
Upset Forged Mild Steel
6mm-50mm



TRAWLING DEE SHACKLE
Upset Forged Mild Steel
8mm-38mm



WEB CONNECTOR



U.S. TYPE MALLEABLE CLIP
Casting Malleable
1/16" - 1 1/8"



U.S. TYPE FORGED CLIP
Forged Carbon Steel
1/8" - 2 1/2"



DIN741 MALLEABLE CLIP
Casting Malleable
3mm - 40mm



U.S. TYPE DROP FORGED FIST GRIP
Forged Carbon Steel
3/16" - 1"



A TYPE CLIP
Casting Malleable
6mm - 32mm



SIMPLEX WIRE ROPE CLIPS
DUPLIX WIRE ROPE CLIPS



U.S. TYPE HEAVY DUTY THIMBLE
Punching Mild Steel
1/4" - 3"



U.S. TYPE STANDARD THIMBLE
Punching Mild Steel
1/8" - 1 1/2"



U.S. TYPE GUSSETED HEAVY DUTY THIMBLE
Punching Mild Steel And Welded
1/4" - 1/2"



DIN6899 B TYPE THIMBLE
Punching Mild Steel
2.5mm - 40mm



BS464 THIMBLE
Punching Mild Steel
8mm - 44mm



EUROPEAN TYPE THIMBLE
Punching Mild Steel
6mm - 32mm



STANDARD TYPE THIMBLE
Punching Mild Steel
6mm - 24mm



PIPE THIMBLE
10mm - 50 mm



SOLID WIRE ROPE THIMBLE
CAST STEEL OR DUCTILE IRON
1/2" - 1 3/8"



U.S. TYPE D.F. TURNBUCKLE JAW & JAW
Forged Carbon Steel
Quenched & Tempered
1/4" X4" -2 3/4" X24"



U.S. TYPE D.F. TURNBUCKLE EYE & EYE
Forged Carbon Steel
Quenched & Tempered
1/4" X4" -2 3/4" X24"



U.S. TYPE D.F. TURNBUCKLE HOOK & HOOK
Forged Carbon Steel
Quenched & Tempered
1/4" X4" -2 3/4" X24"



U.S. TYPE D.F. TURNBUCKLE HOOK & EYE
Forged Carbon Steel
Quenched & Tempered
1/4" X4" -2 3/4" X24"




U.S. TYPE D.F. TURNBUCKLE JAW & EYE
Forged Carbon Steel
Quenched & Tempered
1/4" X4" -1 1/4" X24"



JIS FRAME TYPE TURNBUCKLE
Mild Steel
6mm-24mm



U.S. TYPE D.F. STUB TURNBUCKLE
Forged Carbon Steel
Quenched & Tempered
1/4" X4" -2 1/2" X24"



U.S. TYPE SPLIT BODY TURNBUCKLE
Mild Steel
3/4" X18" -1" X18"



COMMERCIAL MALLEABLE TURNBUCKLE
Casting Malleable
6mm-24mm



RIGGING SCREW
Mild Steel
12mm-39mm



DIN 1480 TURNBUCKLE
Forged Carbon Steel
6mm-30mm



DD TYPE TURNBUCKLE
Mild Steel
24mm-36mm



KOREAN TYPE MALLEABLE TURNBUCKLE
Casting Malleable
3/8" -3/4"



LASHING TURNBUCKLE
Mild Steel
1 1/4" X18"



DIN 1478 TURNBUCKLE



U.S. TYPE CLEVIS GRAB HOOK
Forged Carbon or Alloy Steel
Quenched & Tempered
1/4" -3/4"



U.S. TYPE CLEVIS SLIP HOOK
Forged Carbon or Alloy Steel
Quenched & Tempered
1/4" -3/4"



U.S. TYPE EYE GRAB HOOK
Forged Carbon or Alloy Steel
Quenched & Tempered
1/4" -3/4"



U.S. TYPE EYE SLIP HOOK
Forged Carbon or Alloy Steel
Quenched & Tempered
1/4" -3/4"



U.S. TYPE EYE SLIP HOOK WITH LATCH
Forged Carbon or Alloy Steel
Quenched & Tempered
1/4" -3/4"



U.S. TYPE CLEVIS SLIP HOOK WITH LATCH
Forged Carbon or Alloy Steel
Quenched & Tempered
1/4" -3/4"



U.S. TYPE CLEVIS GRAB HOOK WITH LATCH
Forged Carbon or Alloy Steel
Quenched & Tempered
1/4" -3/4"



EYE GRAB BEND HOOK
Forged Alloy Steel
Quenched & Tempered
5/16"



CLEVIS GRAB BEND HOOK
Forged Alloy Steel
Quenched & Tempered
5/16"



AUSTRALIAN CLEVIS GRAB HOOK
Forged Carbon or Alloy Steel
Quenched & Tempered
6mm-13mm



AUSTRALIAN CLEVIS SLIP HOOK
Forged Carbon or Alloy Steel
Quenched & Tempered
6mm-13mm



EUROPEAN TYPE CLEVIS GRAB HOOK
Forged Carbon or Alloy Steel
Quenched & Tempered
1/4" -3/4"



SHUR-LOC EYE HOOK
Forged Alloy Steel
Quenched & Tempered
1/4" - 5/8"



SHUR-LOC SWIVEL HOOK
Forged Alloy Steel
Quenched & Tempered
1/4" - 5/8"



SHUR-LOC CLEVIS HOOK
Forged Alloy Steel
Quenched & Tempered
1/4" - 5/8"



U.S. TYPE EYE HOIST HOOK
Forged Carbon or Alloy Steel
Quenched & Tempered
1/2T-22T



U.S. TYPE EYE HOIST HOOK WITH LATCH
Forged Carbon or Alloy Steel
Quenched & Tempered
1/2T-22T



U.S. TYPE SWIVEL HOIST HOOK
Forged Carbon or Alloy Steel
Quenched & Tempered
3/4T-15T



U.S. TYPE SWIVEL HOIST HOOK WITH LATCH
Forged Carbon or Alloy Steel
Quenched & Tempered
3/4T-15T



U.S. TYPE SHANK HOOK
Forged Carbon or Alloy Steel
Quenched & Tempered
3/4T-15T



U.S. TYPE SHANK HOOK WITH LATCH
Forged Carbon Steel or Alloy Steel
Quenched & Tempered
3/4T-15T



SLIDING CHOCKER HOOK
Forged Alloy Steel
Quenched & Tempered
3/8T - 3/4T



SORTING HOOK
Forged Alloy Steel
Quenched & Tempered
2T



EUROPEAN TYPE CONTAINER HOOK
Forged Alloy Steel
Quenched & Tempered
1/2"



FORGED SNAP HOOK
Forged Alloy Steel
Quenched & Tempered
7/16" - 9/16"



WINCH HOOK
Forged Alloy Steel
Quenched & Tempered
5/8"



TRAILER HOOK
Forged Alloy Steel
Quenched & Tempered
3/4"



CAW TOW HOOK
Forged Carbon Steel
Quenched & Tempered
2T



REVERSE EYE HOOK
Forged Carbon Steel
Quenched & Tempered
1/2" - 1 3/8"



DIN689 EYE HOOK
Forged Carbon or Alloy Steel
Quenched & Tempered
0.25T-6.3T



TRIANGLE EYE SLIP HOOK
 Forged Carbon Steel
 Quenched & Tempered
 1/2"



TRIANGLE HOOK WITH SAFETY LATCH
 Forged Carbon Steel
 Quenched & Tempered
 50mm



GERMANY TYPE SWIVEL HOOK
 Forged Alloy Steel
 Quenched & Tempered
 1.6T-5T



CLUSTER HOOK RTJ
 Forged Carbon Steel
 Quenched & Tempered



SMALL J HOOK
 Forged Alloy Steel
 Quenched & Tempered
 5/16" - 3/8"



T-J HOOK
 Forged Carbon Steel
 Quenched & Tempered
 5/16"



R TYPE HOOK
 Forged Carbon or Alloy Steel
 Quenched & Tempered
 5/16"



T TYPE HOOK
 Forged Carbon or Alloy Steel
 Quenched & Tempered
 5/16"



T TYPE STRAIGHT HOOK
 Forged Carbon Steel
 Quenched & Tempered
 5/16"



J TYPE HOOK WITH ROUND HOLE
 Forged Alloy Steel
 Quenched & Tempered



J TYPE HOOK WITH ELLIPSE HOLE
 Forged Alloy Steel
 Quenched & Tempered



CUVER HOOK
 Forged Alloy Steel
 Quenched & Tempered



ITALIAN TYPE EYE HOIST HOOK
 Forged Alloy Steel
 Quenched & Tempered
 0.8T-7.5T



BINDER CHAIN WITH CLEVIS GRAB HOOK
 1/4" X14" -3/8" X25"



BINDER CHAIN WITH EYE GRAB HOOK
 1/4" X14" -3/8" X25"



D RING WITH SUPPORTING POINT

Forged Carbon Steel
Quenched & Tempered
20mm



FORGED WEB SLING SHACKLE

Forged Carbon Steel And Alloy Steel
Quenched & Tempered
For Web Size:2" -6"



D RING WITH WRAP

Forged Carbon Steel
Quenched & Tempered
1/2" -1"



CLEVIS

Forged C1035 Carbon Steel
Quenched & Tempered
2" -4"



WELDED HOOK

Forged Carbon Steel
Quenched & Tempered
5/16" -5/8"



BALL HOOK

Forged Carbon Steel
Quenched & Tempered



WIRE ROPE CLAMP HOOK

Forged Alloy Steel
Quenched & Tempered



G-80 EYE CHOKE HOOK

Forged Alloy Steel
Quenched & Tempered
6mm-20mm



POWERFULL HOOK FOR CHAIN

Forged Alloy Steel
Quenched & Tempered



G-80 CLEVIS "C" HOOK

Forged Alloy Steel
Quenched & Tempered
6mm-20mm



ELEPHANT FOOT

Forged Alloy Steel
Quenched & Tempered



CLEVIS ELEPHANT FOOT

Forged Alloy Steel
Quenched & Tempered



G-80 U.S. TYPE CLEVIS GRAB HOOK

Forged Alloy Steel
Quenched & Tempered
1/4" -7/8"



G-80 U.S. TYPE EYE GRAB HOOK

Forged Alloy Steel
Quenched & Tempered
1/4" -7/8"



G-80 CLEVIS SLING HOOK WITH LATCH

Forged Alloy Steel
Quenched & Tempered
1/4" -7/8"



G-80 EYE SELF-LOCKING SAFETY HOOK
Forged Alloy Steel
Quenched & Tempered
6mm-22mm



G-80 SWIVEL SELF-LOCKING SAFETY HOOK
Forged Alloy Steel
Quenched & Tempered
6mm-22mm



G-80 CLEVIS SELF-LOCKING SAFETY HOOK
Forged Alloy Steel
Quenched & Tempered
6mm-22mm



G-80 NEW EYE SELF-LOCKING SAFETY HOOK
Forged Alloy Steel
Quenched & Tempered
7/8mm-16mm



G-80 NEW CLEVIS SELF-LOCKING SAFETY HOOK
Forged Alloy Steel
Quenched & Tempered
7/8mm-16mm



G-80 CLEVIS SLING HOOK WITH LATCH FORGED
Forged Alloy Steel
Quenched & Tempered
7/8mm-10mm



ITALIAN TYPE CLEVIS GRAB HOOK
Forged Alloy Steel
Quenched & Tempered
5/6mm-22mm



ITALIAN TYPE EYE GRAB HOOK
Forged Alloy Steel
Quenched & Tempered
5/6mm-22mm



ITALIAN TYPE CLEVIS SLIP HOOK
Forged Alloy Steel
Quenched & Tempered
6mm-22mm



ITALIAN TYPE EYE SLIP HOOK
Forged Alloy Steel
Quenched & Tempered
5/6mm-32mm



G-80 CLEVIS SLING HOOK WITH LATCH
Forged Alloy Steel
Quenched & Tempered
6mm-20mm



G-80 CLEVIS SLIP HOOK WITH CASTING LATCH
Forged Alloy Steel
Quenched & Tempered
6/7mm-16mm



G-80 CLEVIS SWIVEL HOOK
Forged Alloy Steel
Quenched & Tempered
6mm-7/8mm



G-80 SLING HOOK WITH LINK
Forged Alloy Steel
Quenched & Tempered
6mm-13mm



G-80 EYE SLING HOOK
Forged Alloy Steel
Quenched & Tempered
7mm-16mm



G-80 U.S. TYPE CONNECTING LINK
Forged Alloy Steel
Quenched & Tempered
1/4" -1 1/4"



G-80 U.S. TYPE CONNECTING LINK
Forged Alloy Steel
Quenched & Tempered
1/4" -1 1/4"



G-80 EUROPEAN TYPE CONNECTING LINK
Forged Alloy Steel
Quenched & Tempered
6mm-32mm



WELDLESS FORGED RING
Forged Carbon Steel
Quenched & Tempered
3/8" -1 1/2"



WELDLESS PEAR LINK
Forged Alloy Steel
Quenched & Tempered
3/8" -1 3/8"



G-80 WELDED MASTER LINK A-344
Forged Alloy Steel
Quenched & Tempered
7/16" -1"



G-80 WELDED MASTER LINK
Forged Carbon Steel
Quenched & Tempered
7mm-20mm



G-80 WELDED MASTER LINK ASSEMBLY A-347
Forged Alloy Steel
Quenched & Tempered
1/2" -1 1/4"



G-80 MASTER LINK ASSEMBLY A-345
Forged Alloy Steel
Quenched & Tempered
3/4" -2"



TWIN CLEVIS LINK
Body Forged Carbon Steel and Pin Forged Alloy Steel
Quenched & Tempered
1/4" -5/8"



DOUBLE CLEVIS LINK
Body Forged Carbon Steel and Pin Forged Alloy Steel
Quenched & Tempered
1/4" -5/8"



G-80 CHAIN SHORTENER LINK
Forged Alloy Steel
Quenched & Tempered
7/8mm-22mm



G-80 OMEGA LINK
Forged Alloy Steel
Quenched & Tempered
6mm-20mm



G-80 CLEVIS CHOKE LINK
Forged Alloy Steel
Quenched & Tempered
1.6T-2.2T



G-80 CLEVIS LINK
Forged Alloy Steel
Quenched & Tempered
6mm-20mm



WELDLESS ALLOY MASTER LINK
Forged Alloy Steel
Quenched & Tempered
3/8" - 1 3/4"



LEVER TYPE LOAD BINDER
Forged Carbon and Alloy Steel
Quenched & Tempered
1/4" - 5/8"



RATCHET TYPE LOAD BINDER
Handle Casting Steel
Quenched & Tempered
1/4" - 5/8"



CHAIN TAIL
Forged Carbon Steel and Alloy Steel
Quenched & Tempered
5/16"



LONG LINK CHAIN WITH CLEVIS HOOK
Forged Alloy Steel and Welded
Quenched & Tempered
3/8"



KUPLEX ONE LEG TOWING CHAIN



WITH EYE HOIST HOOK 320C AT THE OTHER SIDE



BINDER CHAIN G43/70 WITH CLEVIS GRAB HOOK EACH SIDE



SAFETY TRAILER CHAINS G30



CHAIN WITH S HOOK EACH SIDE
3/16" X 48" - 5/16" X 48"



WIRE ROPE SLING



WIRE SLING



LADDER SANP HOOK DOUBLE LOCKING LATCH



SINGLE LATCH HOOK
Forged Carbon Steel
Quenched & Tempered



TWO LATCH HOOK
Forged Carbon Steel
Quenched & Tempered



STRAIGHT SNAP HOOK
Mild Steel
6X60mm-10X100mm



WELDED ROUND RING
Mild Steel
1/8" -5/8"



BENT PIN
Mild Steel
5/8"



HITCH PIN
Forged Carbon Steel
Quenched & Tempered
1/2X43/4" -11/4X73/4



COLD SHUT
Mild Steel
3/16" -5/8"



REPAIR LINK
Mild Steel
1/8" -5/8"



BIT SNAP TYPE 1
Mild Steel
5mm - 6mm



BITSNAPTYPE2
Mild Steel
5mm



SWIVEL SNAP
Mild Steel
1/4" -5/8"



HEAVY S HOOK
Mild Steel
3/8" -1/2"



LIGHT SHOOK
Mild Steel
3mm-10mm



QUICK LINK
Mild Steel
3mm-12mm



SNAP HOOK
Mild Steel
4X40mm-13X160mm



SNAP HOOK WITH EYELET
Mild Steel
4X40mm-13X160mm



SNAP HOOK WITH SCREW
Mild Steel
4X40mm-8X80mm



DELTA SHAPED QUICK LINK
3.5mm - 14mm



STRAIGHT SNAP HOOK
5X50mm - 11X120mm



OBLIQUE ANGLE SNAP HOOK
5X50mm - 11X120mm



TRIANGLE RINK
5mm - 8mm



D RING
6mm - 10mm



ROPE SHORTENING WITH TONGUE
5X60mm - 10X100mm



ALUMINUM SNAP HOOK D TYPE
5X50mm - 10X100mm



ALUMINUM SNAP HOOK D TYPE
5X50mm - 10X100mm



ALUMINUM SNAP HOOK EGG TYPE
5X50 mm - 10X100mm



**DIE CASTING SWIVEL SNAP,
ZINC ALLOY, NICKEL PLATED**
3/8" - 1/2"



**DIE CASTING SWIVEL SNAP,
ZINC ALLOY, NICKEL PLATED**
3/8" - 1"



**DIE CASTING SWIVEL SNAP,
ZINC ALLOY, NICKEL PLATED**
1" - 1 1/4"



DIE CASTING FIX LOOP SPRING SNAP
ZINC ALLOY, NICKEL PLATED
1/2" - 1"



DIE CASTING SWIVEL SPRING SNAP
ZINC ALLOY, NICKEL PLATED
3/8" - 1/2"



DIE CASTING FIX RAPID SNAP
ZINC ALLOY, NICKEL PLATED
1/2"



FORGED SWIVEL RINGS
Forged Carbon Steel
Quenched & Tempered
1/4" - 1 1/2"



FORGED SWIVEL EYE & EYE
Forged Carbon Steel
Quenched & Tempered
1/4" - 1 1/2"



FORGED SWIVEL JAW & EYE
Forged Carbon Steel
Quenched & Tempered
1/4" - 1 1/2"



U.S. TYPE SHOULDER NUT EYE BOLT
Forged Carbon Steel
Quenched & Tempered
1/4" X2" - 1 1/4 X15"



U.S. TYPE REGULAR NUT EYE BOLT
Forged Carbon Steel
Quenched & Tempered
1/4" X2-1 1/4" X20"



U.S. TYPE MACHINERY EYE BOLT
Forged Carbon Steel
Quenched & Tempered
1/4" X1 - 1 1/2" X3 1/2"



U.S. TYPE SCREW EYE BOLT
Forged Carbon Steel
Quenched & Tempered
1/4" X2" - 5/8" X4"



U.S. TYPE EYE NUT
Forged Carbon Steel
Quenched & Tempered
1/4" - 1 1/2"



DIN580 EYE BOLT
Forged Carbon Steel
Quenched & Tempered
6mm-24mm



DIN582 EYE NUT
Forged Carbon Steel
Quenched & Tempered
6mm-24mm



U.S. TYPE OPEN SPELTER SOCKET
Forged Carbon Steel
Quenched & Tempered
1/4" - 1 1/4"



U.S. TYPE CLOSED SPELTER SOCKET
Forged Carbon Steel
Quenched & Tempered
1/4" - 1 1/2"



PAD EYE
Forged Carbon Steel
Quenched & Tempered
#4-#5



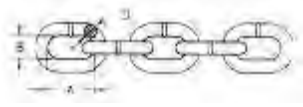
G-80 EYE NUT
Forged Carbon Steel
Quenched & Tempered
6mm-22mm



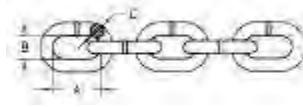
SELF COLOR RAFTING DOG
Forged Mild Steel
1/2" - 3/4"



U.S. TYPE G30 CHAIN ASTM-80
 Welded Mild Steel
 1/8" -1"



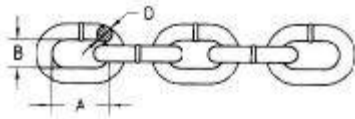
U.S. TYPE G43 CHAIN ASTM-80
 Welded Mild Steel
 1/4" -1/2"



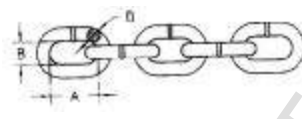
U.S. TYPE G70 CHAIN ASTM-80
 Welded Mild Steel
 1/4" -3/8"



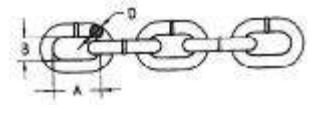
U.S. TYPE G30 CHAIN ASTM-84/90
 Welded Mild Steel
 1/8" -1"



U.S. TYPE G43 CHAIN ASTM-84/90
 Welded Mild Steel
 1/4" -1/2"



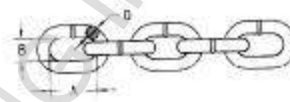
U.S. TYPE G70 CHAIN ASTM-84/90
 Welded Mild Steel
 1/4" -3/8"



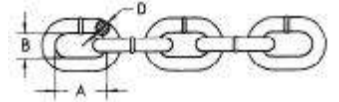
U.S. TYPE G30 CHAIN NACM-96
 Welded Mild Steel
 1/8" -1"



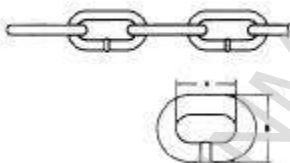
U.S. TYPE G43 CHAIN NACM-96
 Welded Mild Steel
 1/8" -7/8"



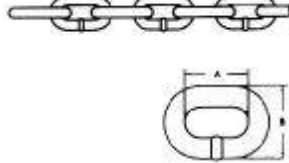
U.S. TYPE G70 CHAIN NACM-96
 Welded Mild Steel
 1/4" -3/8"



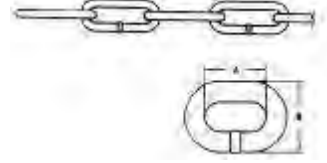
DIN763 STEEL CHAIN
 Welded Mild Steel
 2.5mm-20mm



DIN766 STEEL CHAIN
 Welded Mild Steel
 2.5mm-20mm



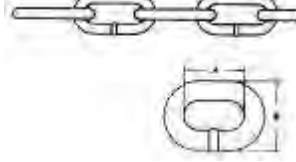
DIN5685 LONG LINK CHAIN
 Welded Mild Steel
 2.5mm-13mm



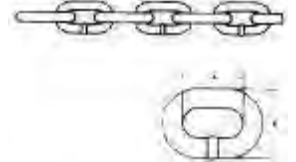
DIN5685 SHORT LINK CHAIN
 Welded Mild Steel
 2.5mm-13mm



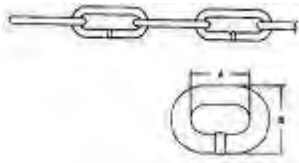
U.K. TYPE SHORT LINK CHAIN
 Welded Mild Steel
 1.8" -1"



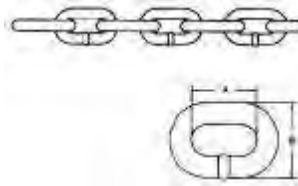
U.K. TYPE MEDIUM LINK CHAIN
 Welded Mild Steel
 1.8" -1"



U.K. TYPE LONG LINK CHAIN
Welded Mild Steel
1/8" -1"



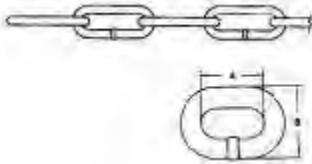
MACHINE CHAIN STRAIGHT LINK
Welded Mild Steel
3.0mm-5.3mm



MACHINE CHAIN TWIST LINK
Welded Mild Steel
4.0mm-4.9mm



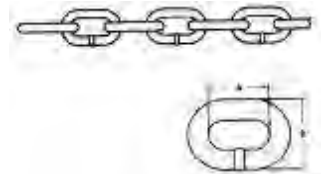
LIBERTY COIL CHAIN STRAIGHT LINK
Welded Mild Steel
3.0mm-5.3mm



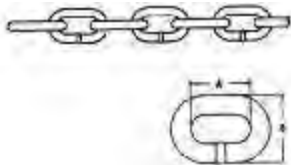
LIBERTY COIL CHAIN TWIST LINK
Welded Mild Steel
4.1mm-4.9mm



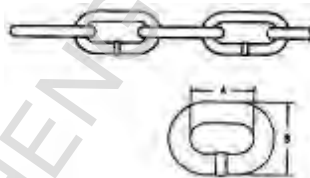
PASSING LINK CHAIN
Welded Mild Steel
4.9mm-5.5mm



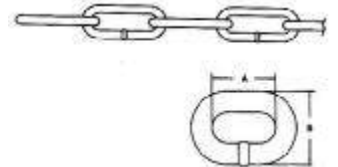
AUSTRILIAN SHORT LINK CHAIN
Welded Mild Steel
6mm-16mm



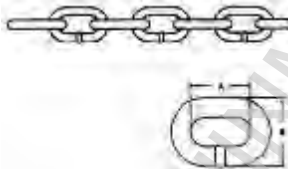
AUSTRILIAN MEDIUM LINK CHAIN
Welded Mild Steel
3mm-24mm



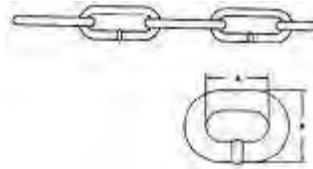
AUSTRILIAN LONG LINK CHAIN
Welded Mild Steel
5mm-10mm



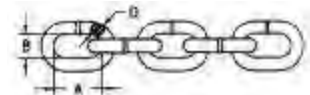
KOREAN SHORT LINK CHAIN
Welded Mild Steel
3mm-19mm



KOREAN LONG LINK CHAIN
Welded Mild Steel
4mm-19mm



GRADE 8 CHAIN
Welded Mild Steel
6mm-10mm



DIN5686 DOUBLE LOOP CHAIN
Welded Mild Steel
1.8mm-3.7mm



STAINLESS STEEL LINK CHAIN, A.I.S.I
TYPE 304 OR 316

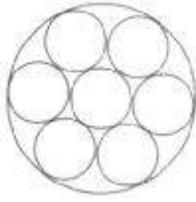
We can also supply the stainless steel link chain for the following items

- 1.U.S. type chain ATEM80, NACM84/90, NACM96
- 2.U.K.type chain
- 3.DIN766, DIN763 chain
- 4.DIN5685, both long link and short chain
- 5.Australlan chain
- 6.lorean chain

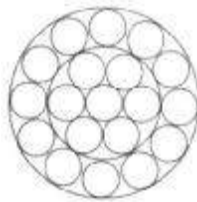
PLASTIC CHAIN



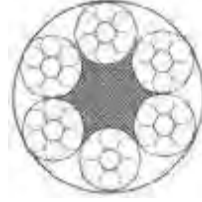
1X7



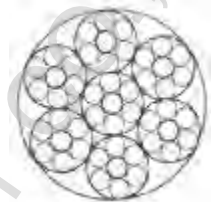
1X19



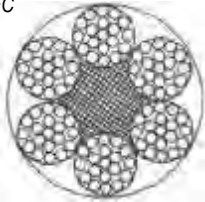
6X7+FC



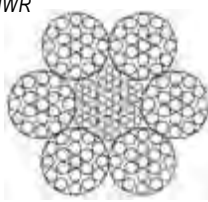
6X7+IWS



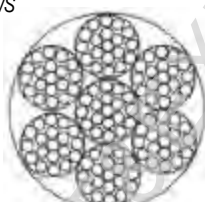
6X19+FC




6X19+IWR



6X19+IWS



6X37+FC



6X37+IWR



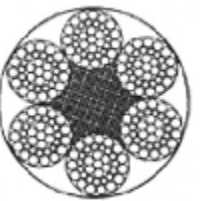
6X12+7FC



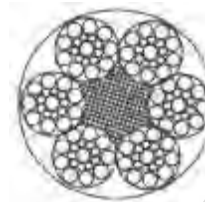
6X24+7FC



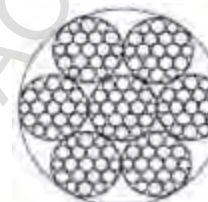
6X37SW+FC



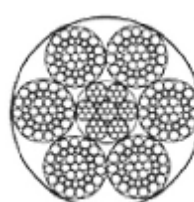
6X19S+FC




6X19W+IWR



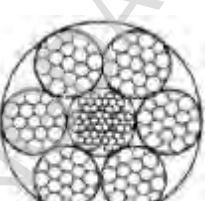
6X37SW+IWR



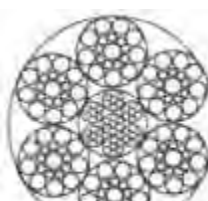
6X37SW+IWR



6X19W+IWR



6X19S+IWR



ALUMINUM FERRULE DIN3093
1mm-32mm



US TYPE HOURLASS SLEEVE
1/4" -1"



CHAMPION SNATCH BLOCK TAIL BOARD
3" -10"



SUPER CHAMPION SNATCH BLOCK WITH HOOK
8" -14"



SUPER CHAMPION SNATCH BLOCK WITH SHACKLE
8" -14"



SUPER CHAMPION SNATCH BLOCK TAIL BOARD
8" -14"



LIGHT CHAMPION SNATCH BLOCK DOUBLE WITH HOOK
4 1/2" -14"



SUPER CHAMPION SNATCH BLOCK WITH SHACKLE
4 1/2" -14"



RED SNATCH BLOCK WITH SHACKLE
3" -8"



RED SNATCH BLOCK WITH EYE
3" -8"



GREEN TACKLE
8" -14"



KOREAN TYPE Sk01
3" -5"



KOREAN TYPE Sk02
3" -5"



KOREAN TYPE SK03
4" -6"



KOREAN TYPE Sk04
6" -8"



KOREAN TYPE Sk05
5" -6"



KOREAN TYPE SK06
3" -5"



TRY NET BLOCK
 6" - 8"



TRAWL BLOCK
 6" - 22"



SNATCH BLOCK WITH HOOK
 6" - 12"



SNATCH BLOCK WITH HOOK SELF LOCKING
 6" - 12"



SNATCH BLOCK WITH EYE
 6" - 12"



SNATCH BLOCK WITH EYE SELF LOCKING
 6" - 12"



HAY FORK PULLEY
 4" - 6"



LIGHT CHAMPION SNATCH BLOCK WITH HOOK
 3" - 18"



LIGHT CHAMPION SNATCH BLOCK WITH SHACKLE
 3" - 18"



RIGGING BLOCK
 2" - 15"



CHAMPION SNATCH BLOCK WITH HOOK
 6" - 10"



CHAMPION SNATCH BLOCK WITH SHACKLE
 6" - 10"



LIGHT CHAMPION SNATCH TAIL BOARD
 3" - 18"



STAINLESS STEEL CLOSE BLOCK SINGLE
 3" - 5"



STAINLESS STEEL CLOSE BLOCK DOUBLE
 3" - 5"



CRANE BLOCK
4" -6"



STEEL PULLEY
4"



DOUBLE STEEL BLOCK WITH SHACKLE
HEMP ROPE
4" -10"



OVAL EYE SNATCH BLOCK
5" -6"



HC SERIES SINGLE WHEEL MARINE
SNATCH BLOCK
6" -18"



HC SERIES DOUBLE WHEEL MARINE
SNATCH BLOCK
8" -18"



PULLEY BLOCK SINGLE WITH HOOK
2" -5"



PULLEY BLOCK SINGLE WITH EYE
K TYPE
3" -10"



PULLEY BLOCK DOUBLE WITH OVAL
EYE B TYPE
3" -10"



YB0 TYPE ORANGE SNATCH BLOCK
3" -8"



YBS TYPE ORANGE SNATCH BLOCK
3" -8"



ALLOY BLOCK WITH HOOK
4" -5"



SINGLE STEEL BLOCK WITH HOOK
HEMP ROPE
4" -10"



DOUBLE STEEL BLOCK WITH SWIVEL
HOOK HEMP ROPE
4" -10"



STAINLESS STEEL OPEN BLOCK
SINGLE
3" -5"



TRIPLE STEEL BLOCK WITH HOOK
 HEMPROPE
 4" -10"



TRIPLE STEEL BLOCK WITH SWIVEL
 HOOK HEMP ROPE
 4" -10"



TRIPLE STEEL BLOCK WITH SHACKLE HEMP
 ROPE
 4" -10"



GREAT PULLEY
 80mm



BRITISH TYPE BLOCL SINGLE
 2" -4 3/4"



BRITISH TYPE BLOCK DOUBLE
 2" -4 3/4"



ENCLOSED TRAWL BLOCK
 16" -18"



RIGGING BLOCK DOUBLE WITH HOOK
 3" -4"



STAINLESS STEEL TRAWL BLOCK
 1" -2"



STAINLESS STEEL TRYNET BLOCK
 6" -8"



SINGLE/DOUBLE SHEAVE NYLON BLOCK
 5mm - 12mm



STAINLESS STEEL SWIVEL BLOCK
 DOUBLE
 1" -2"



SINGLE SHEAVE PULLEY FIXED
 1/2" -5"



DOUBLE SHEAVE PULLEY SWIVEL
 1/2" -3"



STAINLESS STEEL SWIVEL BLOCK
 SINGLE
 1" -2"



REGULAR WOOD BLOCK SINGLE
WITH HOOK
3" -12"



REGULAR WOOD BLOCK DOUBLE
WITH HOOK
3" -12"



REGULAR WOOD BLOCK TRIPLE
WITH HOOK
3" -12"



REGULAR WOOD BLOCK SINGLE
WITH SHACKLE
3" -16"



REGULAR WOOD BLOCK DOUBLE
WITH SHACKLE
3" -16"



REGULAR WOOD BLOCK TRIPLE
WITH SHACKLE
3" -12"



WOOD GUY BLOCK WITH FIXED BOW
4" -9"



WOODEN SHELL SNATCH BLOCK
WITH HOOK
6" -12"



WOODEN SHELL SNATCH BLOCK
WITH EYE
6" -12"



REGULAR WOOD BLOCK SINGLE
WITH SWIVEL EYE
3" -12"



REGULAR WOOD BLOCK DOUBLE WITH
SWIVEL EYE
3" -12"



REGULAR WOOD BLOCK TRIPLE WITH
SWIVEL EYE
3" -12"



REGULAR WOOD BLOCK SINGLE WITH
SWIVEL HOOK
3" -12"



REGULAR WOOD BLOCK DOUBLE
WITH SWIVEL HOOK
3" -12"



REGULAR WOOD BLOCK TRIPLE WITH
SWIVEL HOOK
3" -12"



U.S. MALLEABLE TYPE WIRE ROPE CLIP
Casting Stainless Steel, T304 or T316
1/8"



U.S. DROP FORGED TYPE WIRE ROPE CLIP
Casting or Drop Forge Stainless Steel, T304 or T316
1/8" -1"



DIN741 WIRE ROPE CLIP
Casting Stainless Steel, T304 or T316
3mm-40mm



JIS HEAVY DUTY TYPE WIRE ROPE CLIP
Casting Stainless Steel, T304 or T316
3mm-25mm



U.S. TYPE SCREW PIN ANCHOR SHACKLE
Upset Stainless Steel, T304 or T316
3/16" -1"



U.S. TYPE SCREW PIN CHAIN SHACKLE
Upset Stainless Steel, T304 or T316
3/16" -1"



EUROPEAN TYPE LARGE BOW SHACKLE
Upset Stainless Steel, T304 or T316
4mm-25mm



EUROPEAN TYPE LARGE DEE SHACKLE
Upset Stainless Steel, T304 or T316
4mm-25mm



JIS TYPE BOW SHACKLE
Upset Stainless Steel, T304 or T316
4mm-25mm



JIS TYPE DEE SHACKLE
Upset Stainless Steel, T304 or T316
4mm-25mm



LONG DEE SHACKLE
Upset Stainless Steel, T304 or T316
4mm-12mm



TWIST SHACKLE
Upset Stainless Steel, T304 or T316
4mm-12mm



"C" SHACKLE
Upset Stainless Steel, T304 or T316
8mm-12mm



U.S. TYPE HEAVY DUTY WIRE ROPE THIMBLE
Punching Stainless Steel, T304 or T316
1/4" -1"



U.S. TYPE LIGHT DUTY WIRE ROPE THIMBLE
Punching Stainless Steel, T304 or T316
1/8" -1 1/8"



EUROPEAN COMMERCIAL THIMBLE
Pasting Stainless Steel, T304 or T316
3mm-36mm



ITALIAN COMMERCIAL THIMBLE
Punching Stainless Steel, T304 or T316
2mm-36mm



U.S. TYPE TURNBUCKLE
Casting Stainless Steel, T304 or T316
1/4" X4" - 1/4" X1/2"



FRAME TYPE TURNBUCKLE
Casting Stainless Steel, T304 or T316
4mm-21mm



DIN1480 TURNBUCKLE
Casting Stainless Steel, T304 or T316
5mm-24mm



RIGGING SCREW, JAW AND JAW
Casting Stainless Steel, T304 or T316
5mm-32mm



EUROPEAN TYPE TURNBUCKLE
Casting Stainless Steel, T304 or T316
5mm-24mm



SWIVEL, EYE AND EYE
Casting Stainless Steel, T304 or T316
5mm-25mm



SWIVEL, JAW AND EYE
Casting Stainless Steel, T304 or T316
5mm-25mm



SWIVEL, JAW ENDS
Casting Stainless Steel, T304 or T316
5mm-25mm



WELDED ROUND RING
Stainless Steel, T304 or T316
3X20mm-13X120mm



QUICK LINK
Stainless Steel, T304 or T316
3.5mm-12mm



SNAP HOOK
Stainless Steel, T304 or T316
5X50mm-13X160mm



SNAP HOOK WITH EYELET
Stainless Steel, T304 or T316
5X50mm-12X140mm



SNAP HOOK WITH SCREW
Stainless Steel, T304 or T316
5X50mm-12X140mm



CLEVIS GRAB HOOK

Casting Stainless Steel, T304 or T316
1/4" -1/2"



CLEVIS SLIP HOOK

Casting Stainless Steel, T304 or T316
1/4" -1/2"



EYE GRAB HOOK

Casting Stainless Steel, T304 or T316
1/4" -1/2"



EYE SLIP HOOK

Casting Stainless Steel, T304 or T316
1/4" -1/2"



"C" LINK

Stainless Steel, T304 or T316
6mm-32mm



S HOOK

Stainless Steel, T304 or T316
3mm-10mm



WELDED "D" RING

Stainless Steel, T304 or T316
4X25mm-8X60mm



CLEAT

Casting Stainless Steel, T304 or T316
4" -1/2"



SWIVEL SNAP SHACKLE

Casting Stainless Steel, T304 or T316
12mm-22mm



JAW TYPE SNAP SHACKLE

Casting Stainless Steel, T304 or T316
12mm-22mm



WELDED S HOOK

Stainless Steel, T304 or T316
6mm-10mm



FOUR CLAW ANCHOR

Stainless Steel, T304 or T316
Size: S200, M240, L315, LL375



BRUCE ANCHOR

Casting Stainless Steel, T304 or T316
2KGS-20KGS



S2470 SPRING SNAP HOOK

Casting Stainless Steel, T304 or T316
5mm-100mm



CHOCK

Casting Stainless Steel, T304 or T316
5" -8"



STRAIGHT SNAP HOOK
Stainless Steel, T304 or T316
5X50mm-11X120mm



SNAP HOOK WITH EYELET AND SCREW
Stainless Steel, T304 or T316
5X50mm-12X140mm



FIREBRIGADE HOOK
Stainless Steel, T304 or T316
12mm



ANCHOR LINE SHOCK ABSORBER
Stainless Steel, T304 or T316
3mm-4mm



EUROPEAN TYPE CONNECTING LINK
Drop Forged Stainless Steel, T304 or T316
10mm



EUROPEAN TYPE EYE BOLT
Drop Forged Stainless Steel, T304 or T316
6X40mm-10X100mm



U.S. TYPE SHOULDER NUT EYE BOLT
Drop Forged Stainless Steel, T304 or T316
1/4" X2" -3/4" X6"



U-BOLT
Stainless Steel, T304 or T316
4X64mm-12X150mm



DIN580 EYE SCREW
Casting Stainless Steel, T304 or T316
6mm-30mm



DIN582 EYE NUT
Casting Stainless Steel, T304 or T316
6mm-30mm



JIS B1168 EYE SCREW
Casting Stainless Steel, T304 or T316
6mm-24mm



JIS B1169 EYE NUT
Casting Stainless Steel, T304 or T316
6mm-24mm



WELDED EYE BOLT WITH WASHER AND NUT
Stainless Steel, T304 or T316
6X60mm-12X185mm



WELDED EYE BOLT WITH RING, WASHER AND NUT
Stainless Steel, T304 or T316
6X60mm-10X150mm



WELDED LONG EYE BOLT, WITH WASHER AND NUT
Stainless Steel, T304 or T316
3mm-12mm



1" RATCHET BUCKLE
YELLOW ZINC PLATED
B/S 800KGS/1760LBS



2" RATCHET BUCKLE WITH ALUMINUN HANDLE
YELLOW ZINC PLATED OR PAINTED
B/S 5000KGS/11000LBS



3" RATCHET BUCKLE
YELLOW ZINC PLATED
B/S 10000KLG/22000LBS



1" CAM BUCKLE
ZINC CASTING
B/S 450KLG/990LBS



WIRE HOOK
YELLOW ZINC PLATED
1" -3"



CLAW HOOK
YELLOW ZINC PLATED
2"



"S" HOOK
YELLOW ZINC PLATED OR PVC COATED
B/S 800KGS



1" FLAT HOOK
YELLOW ZINC PLATED



2" FLAT HOOK
YELLOW ZINC PLATED OR PAINTED BLACK
B/S 5000KGS/11000LBS



FLAT HOOK WITH ALUMINUM DEFENDER
YELLOW ZINC PLATED OR PAINTED BLACK
3" -4"



FLAT SNAPHOOK
YELLOW ZINC PLATED
2"



2" E FITTING
YELLOW ZINC PLATED



FLAT TRIANGLE LINK
YELLOW ZINC PLATED
2"



CLOSE RAVE HOOK
PVC COATED
2"



2" BUTTERFLY FITTING



POLYESTER WEBBING SLING
POLYESTER
1T-10T



POLYESTER ROUND SLING
POLYESTER
1T-10T



RATCHET STRAP
POLYESTER
0.5T-10T



WINCH STRAP
POLYESTER
15000LBS



RATCHET TIE DOWN
POLYESTER
1T-10T



1" RATCHET STRAP
POLYESTER



"LION" LANDYARD LOCKING HOOK



"BUFFALO" REBAR HOOK W/DOUBLE LOCKING LATCH



"RHINO" REBAR HOOK W/DOUBLE LOCKING LATCH



PORTABLE WEBBING WINCHES



WEBBING WINCH



LASHING WEBBING WINCH



WELD-ON WEBBING WINCH



3-BAR WEBBING WINCH



HAND WINCH



CLEVIS EYE
MBS 30000LBS



TWISTED DOUBLE LINK
MBS 30000LBS



H.D. GALV. 3250 BNC SHACKLE



VAN LUG
C 1030 STEEL
MBS 50000LBS



PAINED YELLOW STANDARD TWISTLOCKS
C 1035 STEEL



SOCKET Y CLEVIS 90
MBS 50000LBS



MIDGET CHOKER HOOK



MICRO MIDGET CHOKER HOOK



LASH RECESSED RING
MBS 5000LBS



SWIVEL SCALLOP TUBE CLAMP



ANGLE SCALLOP TUBE CLAMP



E. GALV. CARBON STEEL SLEEVE S505



WATERTIGHT DOOR CLIP



MISSING LINK



S-641-B BLOCK
MBS 16TON
10"



FOLDING ANCHOR TYPE A
Casting Malleable
0.7kgs-15kgs



FOLDING ANCHOR TYPE B
Casting Malleable
1.4kgs-7.5kgs



MODEL C ANCHOR
Casting Malleable
2.0kgs-10kgs



DANFORTH ANCHOR
Mild Steel
100kgs-1000kgs



POOL ANCHOR
Casting Steel
12kgs-440kgs



HALL ANCHOR
Casting Steel
50kgs-1740kgs



BALDT (STOCKLESS) ANCHOR
Casting Steel
90kgs-1500kgs



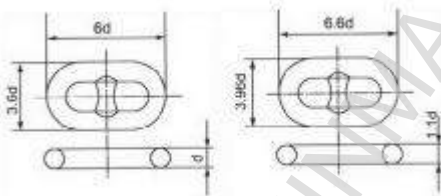
BRUCE ANCHOR
Casting Malleable
4mm-18mm



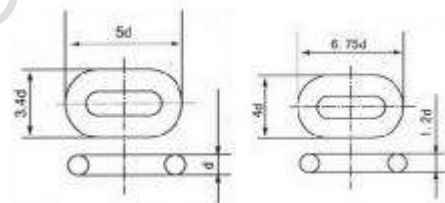
MALLEABLE CLEAT
Casting Malleable
4mm-18mm



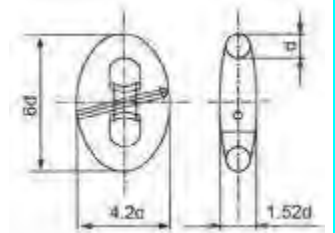
STUD LINK ANCHOR CHAIN



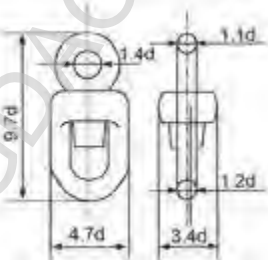
OPEN LINK ANCHOR CHAIN



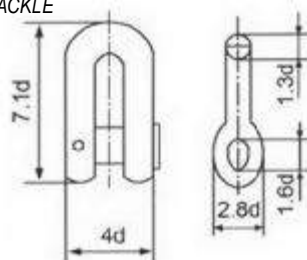
KENTER SHACKLE



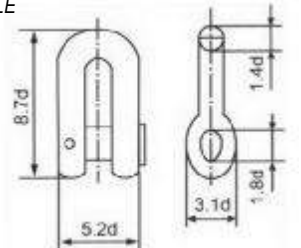
SWIVEL



JOINING SHACKLE



ANCHOR SHACKLE



Diameter Of Chain	ANCHOR CHAIN				OFFSHORE MOORING CHAIN											
	ABS, BV, CCS, CR, DNV, GL, KR, LR, NK, RINA, RMRS				API		ABS	DNV	ABS/DNV	ABS/DNV			ABS/DNV			
							C/EL/E	C/EL/E/SL	C/EL/E/SL	C/EL/E	SL	C/EL/E/SL	C/EL/E	SL	C/EL/E/SL	
	Grade2		Grade3		ORQ		RQ3	NVR3/RQ3	NVR3/RQ3	RQ3S/NVR3S			RQ4/NVR4			
	PL C=1422	BL C=1991	PL C=1991	BL C=2844	PL C=2030.5	BL C=3060.3	PL C=2147	PL C=2265.2	BL C=3265	PL C=2610	PL C=2527	BL C=3610	PL C=3125	PL C=2783.9	BL C=3977	
in	lbf	lbf	lbf	lbf	lbf	lbf	lbf	lbf	lbf	lbf	lbf	lbf	lbf	lbf	lbf	
1/2	15300	21400	21400	30600												
9/16	19300	27000	27000	38600		---		---		---		---		---		
5/8	23700	33200	33200	47500		---		---		---		---		---		
11/16	28600	40100	40100	57300		---		---		---		---		---		
3/4	34000	47600	47600	68000		---		---		---		---		---		
13/16	39800	55700	55700	79500		---		---		---		---		---		
7/8	46000	64400	64400	91800		---		---		---		---		---		
15/16	52600	73700	73700	105000		---		---		---		---		---		
1	59700	83600	83600	119500		---		---		---		---		---		
1 1/16	67200	94100	94100	135000		---		---		---		---		---		
1 1/8	75000	105000	105000	150000		---		---		---		---		---		
1 3/16	83400	116500	116500	167000		---		---		---		---		---		
1 1/4	92200	129000	129000	184000		---		---		---		---		---		
1 5/16	101500	142000	142000	203000		---		---		---		---		---		
1 3/8	111000	155000	155000	222000	158187	238413	167263	176471	252101	203333	196867	281238	243454	216880	309829	
1 7/16	120500	169000	169000	241000	172361	259777	182251	192284	274691	221553	214507	306439	265269	236314	337592	
1 1/2	131000	183500	183500	262000	187095	281983	197829	208721	298172	240491	232843	332633	287944	256515	366449	
1 9/16	142000	198500	198500	284000	202381	305022	213993	225774	322534	260140	251868	359811	311471	277473	396390	
1 5/8	153000	214000	214000	306000	218215	328885	230735	243437	347767	280492	271573	387961	335838	299181	427401	
1 11/16	166500	229000	229000	327000	234589	353564	248048	261704	373863	301540	291951	417072	361039	321631	459472	
1 3/4	176000	247000	247000	352000	251498	379048	265927	280568	400811	323274	312994	447134	387062	344814	492591	
1 13/16	188500	264000	264000	377000	268935	405330	284366	300021	428601	345689	334696	478136	413899	368721	526745	
1 7/8	201000	281000	281000	402000	286896	432399	303357	320057	457225	368775	357048	510068	441541	393346	561923	
1 15/16	214000	299000	299000	427000	305373	460247	322894	340670	486671	392526	380043	542918	469978	418679	598112	
2	227000	318000	318000	454000	324361	488865	342971	361853	516932	416932	403674	576676	499201	444712	635302	
2 1/16	241000	337000	337000	482000	343853	518243	363582	383598	547997	441988	427932	611331	529200	471437	673481	
2 1/8	255000	357000	357000	510000	363844	548373	384719	405899	579856	467684	452811	646873	559966	498845	712635	
2 3/16	269000	377000	377000	538000	384327	579244	406378	428750	612500	494013	478303	683290	591491	526928	752755	
2 1/4	284000	396000	396000	570000	405297	610849	428551	452144	645920	520968	504400	720572	623764	555679	793827	
2 5/16	299000	418000	418000	538000	426747	643178	451232	476074	680105	548540	531096	758708	656776	585088	835840	
2 3/8	314000	440000	440000	628000	448672	676222	474414	500532	715046	576721	558381	787687	690519	615147	878782	
2 7/16	330000	462000	462000	660000	471064	709972	498092	525514	750733	605505	586250	837499	724982	645849	922641	
2 1/2	346000	484000	484000	692000	493920	744418	522258	551010	787158	634883	614693	878133	760157	677184	967406	
2 9/16	363000	507000	507000	726000	517231	779553	546907	577016	824309	664847	643705	919578	796034	709145	1013064	
2 5/8	379000	530000	530000	758000	540993	815365	572032	603524	862177	695390	673276	961823	832603	741723	1059604	
2 11/16	396000	554000	554000	792000	565198	851847	597626	630528	900754	726504	703401	1004858	869857	774910	1107014	
2 3/4	413000	578000	578000	826000	589842	889899	623684	658020	970029	758181	734071	1048672	907784	808698	1155282	
2 13/16	431000	603000	603000	861000	614918	926783	650199	685994	979992	790414	765278	1093254	946377	843078	1204397	
2 7/8	449000	628000	628000	897000	640420	965218	677164	714444	1020634	823194	797016	1138593	985625	878042	1254345	

TESTING LOAD OF ANCHOR AND ACCESSORIES & MOORING CHAIN




Diameter Of Chain	ANCHOR CHAIN				OFFSHORE MOORING CHAIN										
	ABS,BV,CCS,CR,DNV,GL, KR,LR,NK,RINA,RMRS				API		ABS	DNV ABS	ABS/DNV	ABS/DNV			ABS/DNV		
							C/EL/E	C/EL/SL	C/EL/E/SL	C/EL/E	SL	C/EL/E/SL	C/EL/E	SL	C/EL/E/SL
	Grade2		Grade3		ORQ		RQ3	NVR3/RQ3	NVR3/RQ3	RQ3S/NVR3S			RQ4/NVR4		
	PL C=1422	BL C=1991	PL C=1991	BL C=2844	PL C=2030.5	BL C=3060.3	PL C=2147	PL C=2265.2	BL C=3236	PL C=2610	PL C=2527	BL C=3610	PL C=3125	PL C=2783.9	BL C=3977
in	lbf	lbf	lbf	lbf	lbf	lbf	lbf	lbf	lbf	lbf	lbf	lbf	lbf	lbf	lbf

2 15/16	467000	654000	654000	934000	666341	1004287	704573	743362	1061945	856514	829276	1184680	1025519	913582	1305116
3	485000	679000	679000	970000	692677	1043979	732419	772742	1103917	890365	862051	1231501	1066051	949689	1356698
3 1/16	504000	705000	705000	1008000	719421	1084286	760698	802577	1146538	924742	895334	1279049	1107210	986356	1409079
3 1/8	523000	732000	732000	1046000	746566	1125199	789400	832860	1189799	959634	929117	1327310	1148987	1023573	1462247
3 3/16	542000	759000	759000	1084000	774107	1166708	818522	863584	1233692	995036	963393	1376275	1191374	1061333	1516190
3 1/4	562000	787000	787000	1124000	802038	1208804	848055	894744	1278205	1030938	998153	1425933	1234361	1099628	1570897
3 5/16	582000	814000	814000	1163000	830353	1251479	877995	926331	1323330	1067334	1033392	1476274	1277938	1138448	1626355
3 3/8	602000	843000	843000	1204000	859045	1294723	908333	958340	1369057	1104215	1069100	1527285	1322096	1177787	1682552
3 7/16	622000	871000	871000	1244000	888109	1338528	939065	990763	1415376	1141573	1105271	1578958	1366826	1217635	1739478
3 1/2	643000	900000	900000	1285000	917539	1382883	970183	1023595	1462278	1179402	1141896	1631280	1412119	1257984	1797119
3 9/16	664000	929000	929000	1327000	947328	1427780	1001681	1056827	1509752	1217693	1178969	1684242	1457965	1298826	1855465
3 5/8	685000	958000	958000	1369000	977470	1473210	1033553	1090453	1557790	1256438	1216482	1737832	1504356	1340152	1914503
3 3/4	728000	1019000	1019000	1455000	1038792	1565631	1098392	1158863	1655518	1335260	1292798	1846854	1598731	1424226	2034609
3 7/8	772000	1080000	1080000	1543000	1101454	1660074	1164650	1228768	1755383	1415807	1370783	1958261	1695171	1510139	2157342
3 15/16	794000	1111000	1111000	1587000	1133274	1708031	1198295	1264266	1806093	1456707	1410383	2014832	1744142	1553765	2219664
4	816000	1143000	1143000	1632000	1165410	1756466	1232275	1300117	1857309	1498015	1450377	2071967	1793601	1597825	2282608
4 1/8	862000	1207000	1207000	1724000	1230610	1854734	1301217	1372853	1961219	1581824	1531521	2187886	1893946	1687218	2410311
4 1/4	908000	1272000	1272000	1817000	1297007	1954805	1371423	1446925	2067035	1667170	1614153	2305932	1996133	1778251	2540358
4 3/8	956000	1338000	1338000	1911000	1364552	2056606	1442843	1522277	2174681	1753992	1698214	2426019	2100086	1870857	2672653
4 1/2	1004000	1405000	1405000	2008000	1433196	2160004	1515426	1598856	2284079	1842227	1783643	2548061	2205732	1964972	2807102
4 5/8	1053000	1474000	1474000	2105000	1502892	2265107	1589121	1676607	2395153	1931814	1870381	2671972	2312996	2060527	2943610
4 3/4	1102000	1543000	1543000	2204000	1573591	2371662	1663876	1755478	2507825	2022690	1958367	2797667	2421803	2157458	3082083
4 7/8	1153000	1613000	1613000	2305000	1645244	2479655	1739640	1835413	2622019	2114793	2047541	2925058	2532079	2255698	3222425
5	1203000	1685000	1685000	2407000	1717804	2589014	1816363	1916360	2737657	2208061	2137843	3054061	2643751	2355180	3364543
5 1/8	1255000	1757000	1757000	2509000	1791221	2699666	1893992	1998263	2854661	2302431	2229212	3184588	2756742	2455838	3508340
5 1/4	---	---	---	---	1865448	2811539	1972478	2081070	2972957	2397842	2321589	3316555	2870979	2557606	3653723
5 3/8	1359000	1903000	1903000	2718000	1940436	2924558	2051768	2164726	3092465	2494232	2414913	3449876	2986388	2660418	3800597
5 1/2	---	---	---	---	2016137	3038652	2131813	2249176	3213109	2591537	2509125	3584463	3102894	2764207	3948867
5 5/8	1466000	2052000	2052000	2935000	2092502	3153747	2212559	2337369	3334812	2689697	2604163	3720232	3220423	2868907	4098439
5 3/4	1520000	2128000	2128000	3039000	2169484	3269771	2293958	2420248	3457497	2788649	2699968	3857097	3338900	2974452	4249217
5 7/8	---	---	---	---	2247033	3386651	2375957	2506761	3581087	2888331	2796480	3994971	3458250	3080776	4401108
6	1629000	2280000	2280000	3257000	2325102	3504313	2458504	2593854	3705505	2988680	2893638	4133768	3578401	3187811	4554015
6 1/8	---	---	---	---	2403641	3622686	2541550	2681472	3830674	3089635	2991382	4273403	3699276	3295492	4707846
6 1/4	1684000	2357000	2357000	3367000	2482604	3741695	2625043	2769561	3956516	3191133	3089653	4413790	3820801	3403753	4862504
6 3/8	1795000	2512000	2512000	3589000	2651941	3861269	2708932	2858069	4082955	3293113	3188389	4554842	3942903	3512527	5017896

Note: Test Load = c X d² (44-2.032Xd)




Cutting



Heating



Bending




Stud Setting



Trimming



Flash butt welding



Heat Treatment



Shot Blasting



Prof Testing



Delivery



NDT



Breaking Testing



WORK SHOP



FORGING



PAINTED



TEST MACHINE



WAREHOUSE



LOADING INTO CONTAINER

QINGDAO JINMAOCHENG IMPORT & EXPORT CO., LTD.



JMC 金貿成
Jin Mao Cheng

Room 22E, Building B, Jinfu Mansion, No.22 Shangdong Road, Qingdao, China

TEL: 86 532 85840236 FAX: 86 532 85840181

E-mail: JMCRIGGINGS@YAHOO.COM.CN

JMC@MAIL.QDCATV.COM.CN

POST CODE: 266071